



Mid-America Clutch CO.


Set-up for the CAT1 and add on CAT2 adjustment Tools



The CAT2 plate is drilled and Tapped for both 14 and 15 1/2" covers, with adapter pins for the 14" pot style covers



The CAT2 will allow you to check and adjust a clutch without a flywheel In the store, shop or even on the tailgate of your truck.



With the clutch engaged 1/2" to 9/16" from the top of the clutch cover to the back of the release bearing cover. Properly adjusted clutch



With the clutch released 1" to 1 1/8" from the top of the clutch cover to the back of the release bearing cover. Fully released clutch

Any Questions Call Your Mid-America Sales Staff